



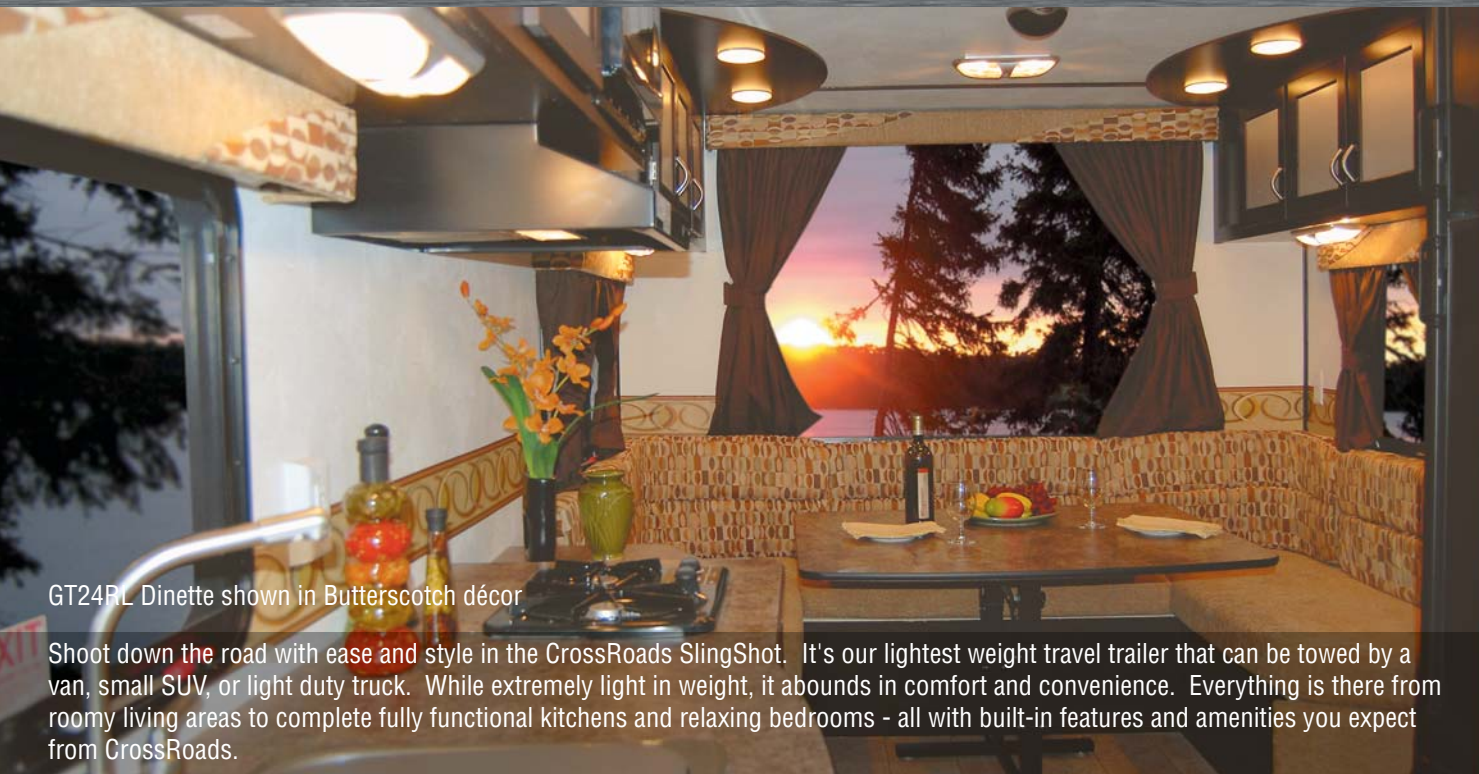
SlingSHOT

BY CROSSROADS

SLINGSHOT
ULTRA LIGHT TRAVEL TRAILERS



SO LIGHT, A VAN CAN TOW IT — BUILT FOR THE LONG HAUL



GT24RL Dinette shown in Butterscotch décor

Shoot down the road with ease and style in the CrossRoads SlingShot. It's our lightest weight travel trailer that can be towed by a van, small SUV, or light duty truck. While extremely light in weight, it abounds in comfort and convenience. Everything is there from roomy living areas to complete fully functional kitchens and relaxing bedrooms - all with built-in features and amenities you expect from CrossRoads.

DESIGNER INTERIORS WITH DEEP WALNUT FINISH



GT27RB Kitchen shown in Latte décor



GT27RB Bedroom with double wardrobe in Latte décor

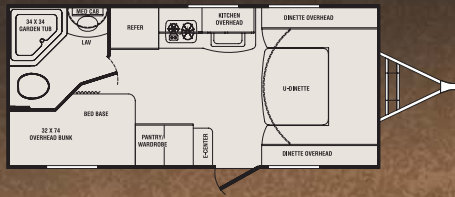
Secure Stance is standard on all SlingShot models.

The Secure Stance provides safer and easier towing even for mini-vans, light duty trucks and SUVs.

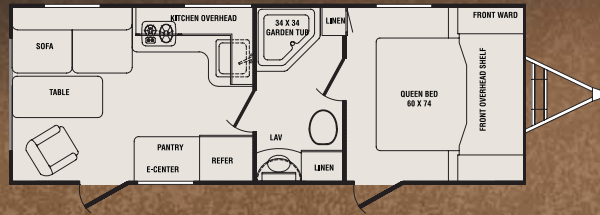


Fiberglass exterior with reflective LED lighting

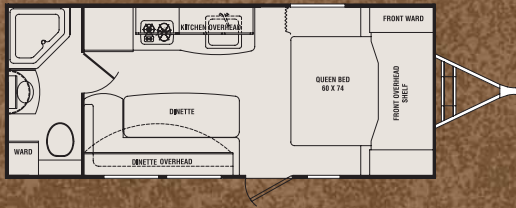
GT21FD



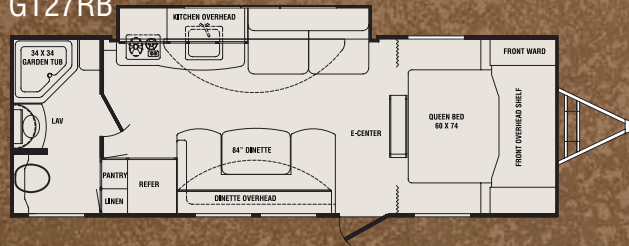
GT26RL



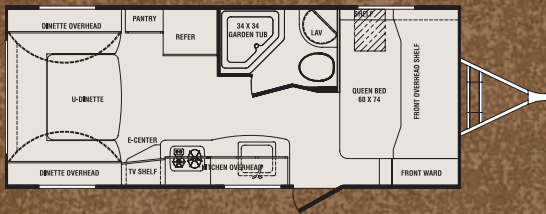
GT23CK



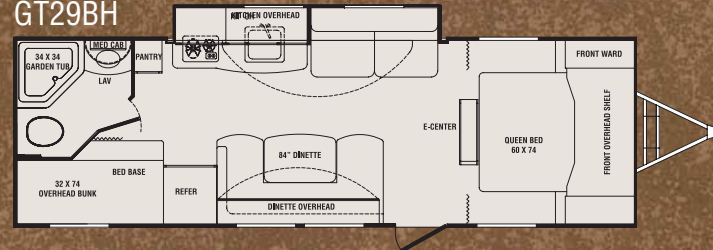
GT27RB



GT24RL



GT29BH



Tanks

- Fresh water capacity – 32 gallons
- Black water capacity – 26 gallons
- Grey/galley capacity – 26 gallons

SPECIFICATIONS	GT21FD	GT23CK	GT24RL	GT26RL	GT27RB	GT29BH
Dry Weight	TBD	TBD	3169	TBD	3770	TBD
Carrying Capacity	TBD	TBD	3970	TBD	3369	TBD
Hitch Weight	TBD	TBD	375	TBD	375	TBD
Axle Weight	TBD	TBD	2794	TBD	3395	TBD
Exterior Length	21' 11"	TBD	23' 8"	26' 7"	27' 11"	29' 11"
Ext. Height with AC	9' 4"	9' 4"	9' 4"	9' 4"	9' 4"	9' 4"
Tires	205/75R14 C	205/75R14 C	205/75R14 C	205/75R14 C	205/75R14 C	205/75R14 C

Standards stated throughout this brochure are partial lists only. See your dealer or visit www.crossroadsrv.com for a complete listing.



Lighted entry



Large pass-through storage



DVD/CD/MP3 surround



Outside speakers

Construction Standards

- All aluminum construction
- 16" OC aluminum studding on all walls inside & out
- 1 piece fiberglass crowned roof
- Screwed "L" bracket framed sidewalls
- Gel coated filon exterior walls
- Laminated aluminum framed floor 2" thick
- Stamped galvanized 5" thick crowned rafters
- 1 piece fiberglass crowned roof

Exterior Standards

- LED marker/tail lighting throughout
- Lighted doorway threshold inside & out
- Aluminum wheels including spare tire
- Secure Stance axles
- Low profile A/C
- Outside speakers
- Enormous lighted pass-through storage
- E-Z winterizer kit
- Insulated lockable radius baggage doors w/ hold backs
- Aerodynamic fender skirts
- 4 stabilizer jacks
- (2) 20lb propane bottles with flip top cover
- Dual battery rack over A-frame
- Rain gutters with downspouts
- Adjustable awning
- Lighted exterior pass thru storage compartment
- Tinted open/closed window on entrance door
- Patio security light
- EZ lube axles
- Exterior speakers
- Radiused entrance door with lighted threshold inside/out
- Aluminum entrance step (Lighted)
- LP quick disconnect for grills/accessories
- Front covered stone/mud shield

Interior Standards

- Panoramic view windows throughout
- Residential style furniture with high grade fabric
- Convenience center with slide, lights and water system controls
- 13.5 BTU ducted A/C
- 18,000BTU Forced Air furnace
- 6 gallon gas/electric DSI water heater
- Water system winterization ready
- Residential grade durable linoleum (freeze proof)
- Digital TV/Cable System
- 12 Volt CD/DVD/AM/FM stereo with MP3 input
- 55 amp Converter
- 12 volt satin nickel lights throughout with wall switches
- Fabric shades in main living & bedroom area

Kitchen Standards

- Large 30" X 22" window in all kitchens
- Residential sink with high rise faucet
- Large pantries & cabinet space for pots & pans in all floor plans
- 6 cu ft. double door refrigerator
- Oversized residential sink w/ high faucet
- 2 burner high output range
- Range hood with 12 volt exhaust fan & light
- Residential hardwood cabinet doors
- Satin nickel cabinet inserts w/ matching hardware
- Coordinated wall paper boarder

Bathroom Standards

- 34" X 34" Garden corner shower with radius shower curtain
- Linen closets in most bathrooms
- Medicine cabinet with mirror & rotational lights
- Foot pedal flush toilet
- Skylight over tub
- 12 volt power exhaust fan with tinted skylight

Bedroom Standards

- Quilted bedspread
- Oversized wardrobes w/ nightstands
- Tinted skylight over bed
- Rotational nighttime reading lights

Standard Safety Package

- 4 wheel electric brakes
- Break-away switch
- Heavy duty safety chains with clasp
- Multiple emergency egress windows
- GFI receipts
- Carbon monoxide detector
- Smoke Alarm
- Fire extinguisher
- Propane gas leak detector
- Dead-bolt lock on entrance doors
- Manual override on slide system
- LED marker/tail lights



facebook

twitter

THOR INDUSTRIES, INC.



The company conserving today to protect tomorrow.

Thor Industries' strong financial position and industry leadership are your assurance that we will be here to serve you for years to come.

Standard Straight Shooter Package

- A&E awning
- 13.5 BTU low profile A/C
- TV antenna
- Outside speakers
- Tub surround
- 6 cu. ft. refer
- Crank down stabilizer
- Stereo AM/FM/CD with IPOD jack
- Tinted windows
- LED travel lights

Popular Optional Features

- Microwave
- LCD TV
- Outside shower
- Spare tire with aluminum rim & carrier



16" OC aluminum studding on all walls and roof



CROSSROADS

888-226-7496
www.crossroadsrv.com